



Book Club Resources – Before you Read

1. Please judge this book by its cover:

Despite what the old adage says, it is helpful to *really* look at a cover as a way of entering a book.

What do these elements on the front cover bring to mind?

The background colour:

- the ocean, that certain Crayola crayon, shag carpet, a car...

The cover illustration:

- remember paper dolls?
- the dress: what memories spring up?
- consider the parts of the doll that are torn or missing



The title

- What is “separation anxiety”?
- What are some possible meanings for Separation Anxiety as a book title?
- What does the subtitle: A Coming of Middle Age Story suggest to you?




2. Everything *but* the story text:

Let's look at the parts of the book before and after the actual story text.



Turn to the title page on the second page of the book.

-  What do the objects suggest to you?
-  What about their placement on the page?

Turn to pages 240-247.

-  Look at the black & white photos. (Don't worry about reading the captions now.)
-  Look at the people but also the setting around them.
-  What do these snapshots bring to mind? (Did you have drapes like that in your house?)

Look through the images of “ephemera” on pages 248-261.

-  Which objects create an insta-memory for you?
-  How do these images make you feel?

3. Notes:
